

Maverick Series

Fast Ethernet, External TFOCA II®*,
10/100Base-TX/FX Media Converter,
28Vdc, Multimode, 1310nm

Single Port, Flange Receptacles

FEATURES

- Compliant with IEEE-802.3u Fast Ethernet
- Optical fiber link distances up to 2.0 Kilometers
- Maximum optical channel bit error rate less than 2.5×10^{-10}
- Operating temperature range from -40°C to +85°C
- Shock, vibration and immersion resistant per Mil-Std-810 and Mil-Std-1344
- Optical interfaces meet stringent EMI / RFI performance specifications
- Olive Drab Cadmium plated Aluminum housings are strong, durable and corrosion resistant
- TFOCA II® compliant optical fiber connector interface
- D38999 electrical interfaces provides robust interconnection to vehicle or shelter cabling

APPLICATIONS

Maverick series bulkhead mounted Fast Ethernet media converters enable high speed network communications over long distances in harsh environments.

- Fast Ethernet switches and peripherals
- Telecom and datacom switch / router rack-to-rack links
- Storage or computation clusters

The Mil-Dtl-38999 Series III electrical connectors provide sealed interfaces that are water-tight to Mil-Std-810 / IP67 / NEMA-4x when mated.

The multimode TFOCA II® optical fiber interface supports applications where copper cable link distance, bandwidth, weight or bulk make the use of twisted pair, twinax or quadrx copper conductors unacceptable.

*TFOCA II® is a trademark of Amphenol Fiber Systems International



TFOCA II® to D38999 / Optical to Electrical Media Converter

DESCRIPTION

Maverick series Fast Ethernet media converters consist of optoelectronic transmitter and receiver functions integrated along with the 10/100Base-TX Ethernet electrical to 100Base-FX optical media conversion circuitry into a wall mounted TFOCA II® fiber optic connector assembly.

The optical transmitters are high output 1310nm devices. The optical receivers consist of InGaAs PIN and preamplifier assemblies and limiting post-amplifiers.

The electrical signal interface to the Maverick series bulkhead optical media converters is a Mil-Dtl-38999 Quadrx connector enabling interconnection to an internal or external backbone cable interface. The electrical power interface to the Maverick series bulkhead optical media converters is a Mil-Dtl-38999 electrical connector enabling interconnection to a vehicle or shelter power supply.

Maverick series Fast Ethernet media converters are vibration isolated, environmentally hardened components designed for use in harsh environment applications.

- Sealed against liquid and solid contaminants
- Shock and vibration resistant

ORDERING INFORMATION

Application	Item Number
10/100Base-TX to FX, 28Vdc	M65R-2LAU-FW

Single Port Maverick Series TFOCA II®, 10/100Base-TX to 100Base-FX,
Fast Ethernet Media Converter, Multimode, 28Vdc, 1310nm

ABSOLUTE MAXIMUM RATINGS

Absolute maximum limits mean that no catastrophic damage will occur if the product is subjected to these ratings for short periods, provided each limiting parameter is in isolation and all other parameters have values within the performance specification. It should not be assumed that limiting values of more than one parameter can be applied to the product at the same time.

Parameter	Symbol	Minimum	Typical	Maximum	Unit
Storage Temperature	T_s	-55		+100	°C
Supply Voltage	V_{cc}	-0.5		45.0	V
Data Input Voltage	V_i	-0.5		V_{cc}	V

RECOMMENDED OPERATING CONDITIONS

Parameter	Symbol	Minimum	Typical	Maximum	Unit
Operating Temperature	T_A	-40		+85	°C
Supply Voltage	V_{cc}	+18.0	+28.0	+36.0	VDC
Power Supply Noise (p-p)	N_p			200	mV

SPECIFICATIONS COMPLIANCE

Requirement	Feature	Condition	Notes
MIL-STD-883	ESD	Class II	2200V
MIL-STD-810	Vibration	30.0g	18mS
MIL-STD-810	Shock	40.0g	6-9mS
MIL-STD-1344	Flame Resistance	Method 1012	30 Seconds
MIL-STD-1344	Damp Heat	10 Cycles	24 Hours
TFOCA II®	Mating Durability	2000 Cycles	EIA/TIA-455-21
FDA / CDRH / IEC-825-1	Eye Safety	Class 1	No Safety Interlocks Required

MATERIALS

Item	Detail	Notes
D38999 & TFOCA II® Cylindrical Shells	Aluminum	
D38999 Plating	Olive Drab Cadmium	
TFOCA II® Plating	ZN Alloy	
Interfacial Seals	Elastomer	
Optical Ferrules	Zirconia	
Printed Circuits	Polyimide / FR-4	Mil-P-31032 Type 4
Housing	Aluminum	

Single Port Maverick Series TFOCA II®, 10/100Base-TX to 100Base-FX,
Fast Ethernet Media Converter, Multimode, 28Vdc, 1310nm

TRANSMITTERS T_A = Operating Temperature Range

Parameter	Symbol	Minimum	Typical	Maximum	Unit
Optical Output Power	P_o	-15.0		-8.0	dBm
Optical Output Wavelength	λ_{OUT}	1260	1310	1380	nM

RECEIVERS T_A = Operating Temperature Range

Parameter	Symbol	Minimum	Typical	Maximum	Unit
Optical Sensitivity	P_i	-31.5		-6.0	dBm
Optical Wavelength	λ_{IN}	1100		1590	nM

SUPPLY CURRENT T_A = Operating Temperature Range

Parameter	Symbol	Minimum	Typical	Maximum	Unit
Supply Current per Port	I_{CCT}		100	150	mA

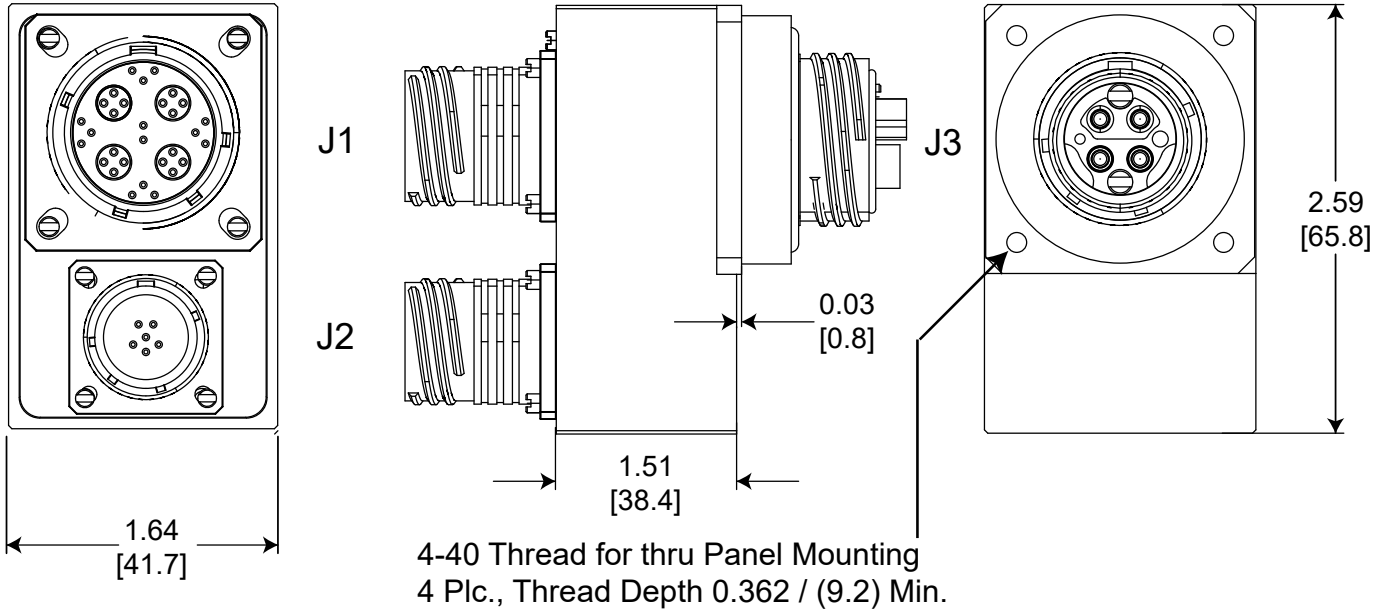
OPTICAL FIBER LINK DISTANCES

Application	Fiber Specification	Distance
Fast Ethernet - IEEE 802.3u	62.5/125 μ - 500MHz*Km	2.0Km
FDDI PMD ISO / IEC 9314-3	50/125 μ - 500MHz*Km	2.0Km

Single Port Maverick Series TFOCA II®, 10/100Base-TX to 100Base-FX,
Fast Ethernet Media Converter, Multimode, 28Vdc, 1310nm

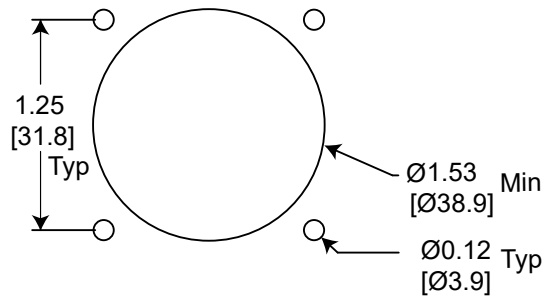
OUTLINE DRAWING

Dimensions are shown as: inches [mm]



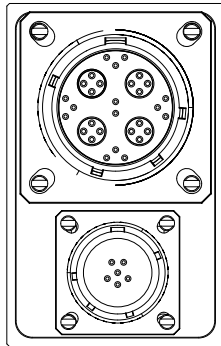
RECOMMENDED PANEL CUTOUT

Dimensions are shown as: inches [mm]

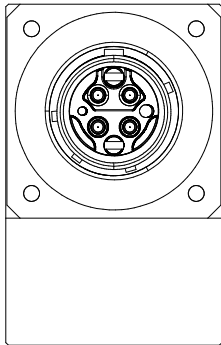


Single Port Maverick Series TFOCA II®, 10/100Base-TX to 100Base-FX,
Fast Ethernet Media Converter, Multimode, 28Vdc, 1310nm

MEDIA CONVERTER INSERT ARRANGEMENTS



	Media Converter Insert Pin Numbers	Media Converter Pin Functions	Mating Cable Plug Connector P/N
J1		Electrical Signal Interface See Appendix A2	See Appendix A3
J2		Power Supply Interface See Appendix A4	See Appendix A5



	Media Converter Insert Pin Numbers	Media Converter Pin Functions	Mating Cable Plug Connector P/N
J3		Optical Fiber Interface Position S2 = Optical TX Position P2 = Optical RX	Fiber Optic Cable See Appendix A1

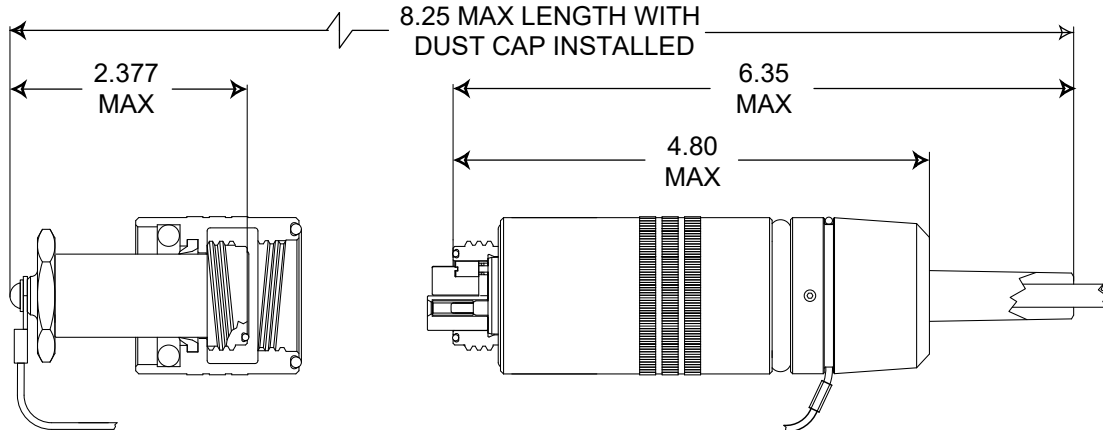
Media Converter Fiber Pin Numbers and Functions Shown - Mating Cable Plug Opposite

Single Port Maverick Series TFOCA II®, 10/100Base-TX to 100Base-FX,
Fast Ethernet Media Converter, Multimode, 28Vdc, 1310nm

APPENDIX A1

TFOCA-II® 4 Channel Fiber Optic Cable Plug

Dimensions are shown as: inches



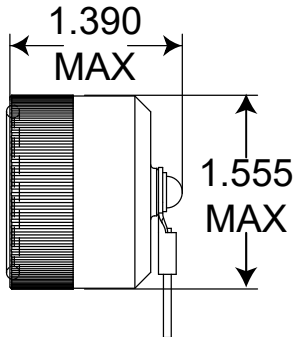
Amphenol Fiber Systems International® TFOCA-II® 4-Channel Connector Part Numbers*

*Contact Amphenol Fiber Systems International for more information

TFOCA II® RECEPTACLE PROTECTION CAPS

RECEPTACLE CAP P/N

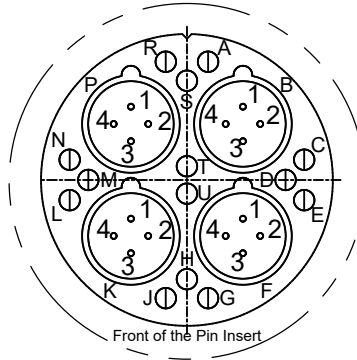
Contact Amphenol Fiber Systems International



APPENDIX A2

J1 Pin Functions

Electrical Data Connector Wiring Schematic



Single Port / Fast Ethernet

Pin	Channel	Pin Function	Pin	Channel	Pin Function
A	N/A	Power Supply Status	K1	N/A	No Connect
B1	1	IEEE-802.3:2005 DA+	K2	N/A	No Connect
B2	1	IEEE-802.3:2005 DB+	K3	N/A	No Connect
B3	1	IEEE-802.3:2005 DA-	K4	N/A	No Connect
B4	1	IEEE-802.3:2005 DB-	L	N/A	No Connect
C	N/A	No Connect	M	N/A	No Connect
D	N/A	No Connect	N	N/A	No Connect
E	N/A	No Connect	P1	N/A	No Connect
F1	N/A	No Connect	P2	N/A	No Connect
F2	N/A	No Connect	P3	N/A	No Connect
F3	N/A	No Connect	P4	N/A	No Connect
F4	N/A	No Connect	R	N/A	DC Return
G	N/A	No Connect	S	N/A	No Connect
H	N/A	No Connect	T	N/A	No Connect
J	N/A	No Connect	U	N/A	No Connect

J1 Power Supply Status Indicator Functions

The Power Supply Status Indicator is High when power supply conditions are acceptable and Low when power supply conditions are unacceptable. The Power Supply Status Indicator logic state is referenced to 3.3Vdc.

See Appendix

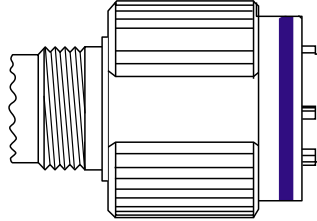
Single Port Maverick Series TFOCA II®, 10/100Base-TX to 100Base-FX,
Fast Ethernet Media Converter, Multimode, 28Vdc, 1310nm

APPENDIX A3

Electrical Data Cable - Plug Configuration

ELECTRICAL CABLE PLUG - SOCKET INSERT*

CONFIGURATION	GENERIC P/N	AMPHENOL P/N*
D38999 Size 19-18	D38999/26xF18SN	TV06RQx19-18S*



x = Service Class*

*Contact your local Amphenol Sales Representative for more information
about the Amphenol D38999 Quadrax cable plugs

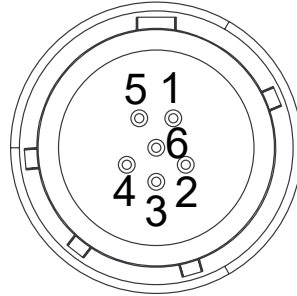
RJ-45 PIN ASSIGNMENTS

Signal	Media Converter		RJ-45
DA+	B1	K1	1
DB+	B2	K2	3
DA-	B3	K3	2
DB-	B4	K4	6

Single Port Maverick Series TFOCA II®, 10/100Base-TX to 100Base-FX,
Fast Ethernet Media Converter, Multimode, 28Vdc, 1310nm

APPENDIX A4

J2 Pin Functions - Power Supply Connector Electrical Power Cable - Connector Wiring Schematic



Pin	Pin Function
1	Isolated Case Ground
2	Isolated Case Ground
3	Isolated Case Ground
4	Isolated Case Ground
5	18 - 36 VDC
6	VDC Return

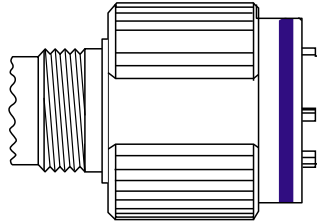
Single Port Maverick Series TFOCA II®, 10/100Base-TX to 100Base-FX,
Fast Ethernet Media Converter, Multimode, 28Vdc, 1310nM

APPENDIX A5

Power Cable - Plug Configuration

POWER CABLE PLUG - SOCKET INSERT*

CONFIGURATION	GENERIC P/N	AMPHENOL P/N*
D38999 Size 9-35	D38999/26xA35SN	TV06Rx-9-35SN*



x = Service Class

*Contact your local Amphenol Sales Representative for more information about the Amphenol D38999 power cable plugs



192 Bob Fitz Road, Johnson City, TN 37615
salesmp@moog.com
moogprotokraft.com